



Research on the Battery Electric Vehicle Control System

¹DrPVNarendraKumar,²S Bhargav,³K Vijay Kumar,⁴B Jashuva,⁵KBhumika,

¹Associate Professor^{2,3,4,5}UGScholars

Department of Electrical & Electronics Engineering

Chalapathi Institute of Engineering & Technology, Guntur, Andhra Pradesh

[Email:bhargavsontena@gmail.com](mailto:bhargavsontena@gmail.com)

ABSTRACT: With the development of electric vehicle electronic control unit (ECU) for vehicle control technology and the key to raise the level of design electric vehicles the optimization control of the vehicle performance as direction. In order to achieve the rational, coordination of vehicles within the system of integrated control, based on the modular thought, through constructing the distributed control network design overall structure of the control system of pure electric vehicle, the vehicle controller is analyzed on the working principle and its function realization degree, as a pure electric vehicle control system provides the theory basis for performance evaluation.

KEYWORDS: Electricvehicles, Vehicle control system, Vehicle controller, Vehicle Control Unit (VCU)

1.Introduction

Modern electriccar research and developmentis basedon thetheoryof moderncontrol technologies, including automotive technology, motor driver technology, power electronics technology and energy storage technology, *etc.*The design process of the electric car three major problems need to be solved, are respectively the vehicle technology, electric drive technology and energy management system. Among them, the vehicle technology includes two aspects: one is the vehiclebody technology, mainly by reducing electric car body weight, to realize the acceleration and grade ability and effectively increase the limited driving distance; Secondly, the vehicle control system integrated control technology, mainly for reasonable arrangement and coordination of the electronic control unit

(ECU) for electric vehicles, save material and reduce cost, realize the system optimization of multiple factors in the process of optimization, improve the vehicle performance [1]. In traditional fuel vehicle, the engine management system(EMS)to make car engine in all under the condition of low pollutant emission control, improve fuel economy and excellent driving performance; For pure electric vehicles, it shall replace the original motor engine, with power battery instead of fuel oil ACTS as a source of power,therefore, pure electric vehicles also need a travel distance to increase its vehicle management system, optimizing the allocation of energy. And the vehicle control system has a significant influence on vehicle driving performance, is the important content ofpure electric vehicle control technology research [2].



2.The Analysis of System Design Requirements

At home, the research of pure electric vehicle control technology is more preference for engineering application; Abroad, the research towards more braking energy recycling, of the electronic control unit (ECU) for the traction control and stability control. Because of pure electric vehicle control system integration of electrical, electronic, mechanical, chemical and other nonlinear dynamic system, complicated structure, which includes motor, converters, power battery, transmission, and other electric control equipment, so, no matter how electric cars other assembly performance in good condition, once there was a problem in the vehicle controller, electric vehicles will not be able to run normally, cannot achieve energy recovery control, or even an accident. On how to coordinate all parts of function units, make it reasonable and efficient for work of pure electric vehicle controller is a very thorny problem in the design process? Based on the research status of the vehicle control system at home and abroad, in view of some problems in the process of vehicle control technology, the paper builds the vehicle control system overall frame, the vehicle controller is analyzed on the working principle, ultimately determine its functions.

3.The Construction of Vehicle Control Network

Vehicle Controller as a pure Electric Vehicle Control Unit, through the electronic Control Unit to collect real-time dynamic parameters of the controlled object and feedback, and then through the

CAN bus is passed to the core Controller for operation analysis, and then by the VCU to ECU Control instruction, make the reasonable coordination of efficient performance of ECU, realize the Control of the Vehicle drive performance and energy management, optimization, to ensure the Electric performance. In general, the realization of the function of the pure electric vehicle controller scheme has two kinds: centralized control and distributed control, as shown in Table 1. Because the CAN bus car traffic more and more used in distributed control system, and combining the Table 1 provided two kinds of control scheme of the analysis, this study adopts the distributed control system based on CAN bus, in the process of pure electric vehicle controller control, for the ECU by CAN bus communication and control. Distributed control system based on modular construction; improve the correlation between each subsystem of the vehicle. The system can be divided into two layers: the whole car controller and the secondary controller.

Table 1: The Realization of the Function of EV Controller Scheme

	Control method	Advantages	Disadvantages
Centralized control	By the core processor to complete the processing of signal, energy data and distribution of work	deal with concentration high implementation fast response low cost	PCB complex bad heat dissipation
Distributed control	By the core controller through fieldbus and communication electronic control unit (ECU) for each	modular low complexity flexible configuration	high cost complicated structure

As shown in Figure 1, among them, the whole car controller (VCU) as the top



processing information and publish the instructions, the secondary controller in the Motor controller vehicle combination Instrument and Battery Management System as the subsystem of the independent Management and monitoring of the respective Control object. Real-time state parameter subsystem at all levels will be collected by CAN bus to realize sharing information exchange to VCU, then by VCU information comprehensive, at all levels to implement the controller between the centralized and decentralized control, information interaction function [3-4].

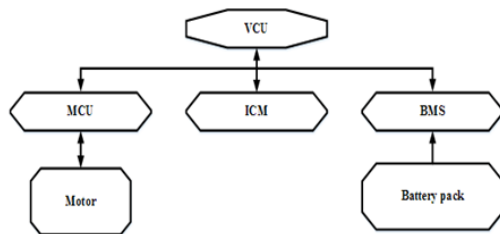


Figure1: Hierarchical Control System Schematic Diagram of the Vehicle

4. The Summary of the Electric Vehicle Control System

As shown in Figure 2, the pure electric vehicle dynamic control system can be divided into three parts, respectively for the vehicle control system, motor drive system and power supply system. The core of the whole vehicle control system is vehicle control technology, the technology including vehicle structure design of control software, control strategy and energy management. At the same time, the vehicle controller as an objectively reflect the actual development of single chip micro control system for vehicle control technology, electronic control unit as a

measure of the core component of the vehicle control system performance and function level, its function realization degree directly affect the control effect of the control system of the vehicle, has become one of the evaluation criteria of vehicle controller performance is good [5]

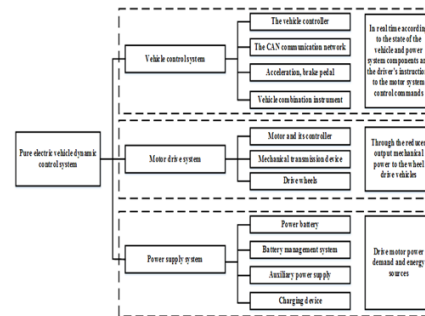


Figure2: Pure Electric Vehicle Dynamic Control System Structure

Vehicle controller as a pure electric vehicle control system is the most important core part, is responsible for the overall control, coordination and monitoring vehicle running state, the operation of the pilot signal and the signal from the sensor via the control strategy, inherent to the vehicle controller to the electronic control unit, energy management, fault diagnosis and the vehicle running state control, monitoring, and other functions, and through the LCD automotive instrument display. Therefore, to develop fully functional vehicle controller, improve the design of the control system of electric vehicle. The vehicle controller diagram is shown in Figure 3 [6-8]

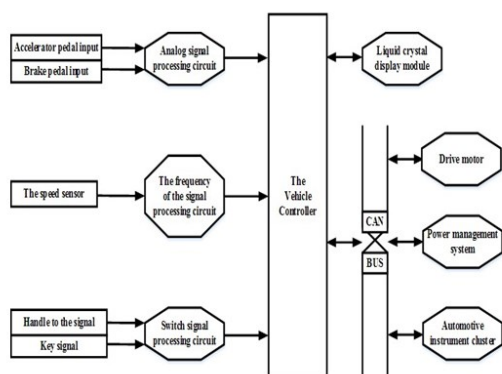


Figure3.VehicleController

5.Working Principle of the Control System for Vehicle

The vehicle control system is a closed-loop control system, artificial according to perform a task hierarchy can be divided into three layers: policy makers, formed by the driver itself; Coordination layer, based on the vehicle controller processing real-time status information and control instructions for the operation attempt of driver is reasonable judgment; Executive level, handle relevant control instruction made by vehicle controller. In order to improve the safety of the vehicle control system stability, rely on the system control error feedback correction. Working principle of the whole vehicle controller is shown in Figure 4. Pure electric vehicle charging is accomplished by charging equipment on the ground, when the driver use the key to start switch, power battery to the signal through the DC/DC converter, instrument and low voltage electrical equipment such as power supply for lighting. At the

same time, through the vehicle controller also supply power to the motor controller, dc inverter motor controller as three-phase alternating current for the motor running, and then through the transmission, the rotation axis, differential and rear axle drive vehicle. The vehicle controller can be realized by controlling the motor of the vehicle to realize forward or backward.

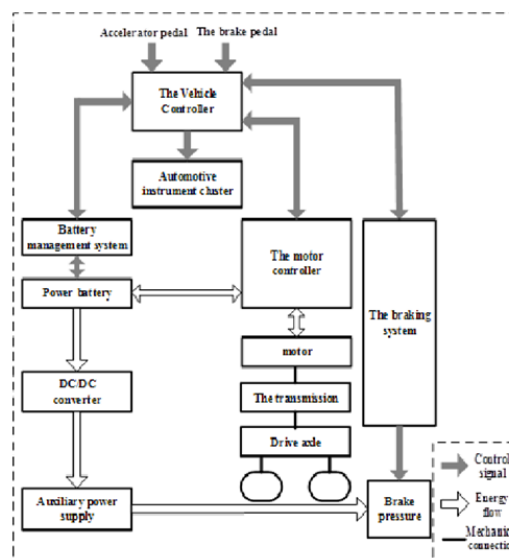


Figure4.VehicleControllerWorks

When the vehicle is started, the driver will first block a choice in the "forward" or "backward" position, and then stepped on the accelerator pedal () on the accelerator. When the accelerator pedal off after the initial position, the driver can be done by changing the accelerator pedal opening of driving torque given value change, namely when the accelerator pedal opening (exactly) the accelerator, the largest drive torque given value most; When the opening of the accelerator pedal is minimum, throttle back in situ, drive torque given minimum value. When the motor controller receives the control signals and drive torque given value, the energy flow to the motor, the control of its



operation, and according to the control signal to determine motor rotation direction, at the same time, according to the given value driving torque signal to determine the magnitude of torque.

6.The Main Function of Electric Vehicle Control System

Vehicle controller as the core of pure electric vehicles controllers, operation and management of the vehicle and each relevant ECU control plays a vital role. As a result of the different control function of the electronic control unit for each part, the original complex control system can be decomposed into relatively simple single subsystem, and then based on the modular thought clear a small part of each module can realize the function. On the one hand, it received by the sensor transmits data and instructions by the driver's psychological intentions, and in accordance with the control strategy for processing and analysis, then send control commands to the motor control unit, battery management system and the car instrument cluster control unit, at the same time, the vehicle running status real-time monitoring; On the other hand, in the process of pure electric vehicle brake control of braking energy feedback, and then improve the travel distance of pure electric vehicles. Electronic control unit of vehicle controller use CAN bus and other data information to transfer the control instructions. Vehicle controller is regarded as the center of the vehicle communication network nodes, to improve data transmission rate and improve the reliability. The vehicle controller to realize the main functions are:

(1) Drive torque control

Driving moment of the control, as the most basic, the most important function of the whole vehicle controller, the pedal through gathering information, and then parse the pilot operation intention, to realize the transformation of the demand for motor output torque. In this process, the driver by manipulating the accelerator or the brake pedal to realize signal input, also is the purpose of the will be the driver's operation in the form of a signal transmitted to the vehicle controller, then through analysis after processing by motor vehicle controller according to the output driving moment or braking torque drivers psychological intentions.

(2) The Braking Energy Optimization Control

Compared to pure electric vehicles and the traditional energy vehicles, the main difference is that one of the braking energy recovery. Motor as the only power output and has function of motor and generator two - when the driver steps on the gas pedal drive vehicles, motor function is equivalent to the motor; On the contrary, when the driver on the brake pedal to slow down when driving, the function of the motor is equivalent to the generator, also is to take advantage of the electric car braking energy power generation and storage to the energy storage device, when meet certain conditions, and the energy to the battery pack. In this process, the vehicle controller based on the accelerator and brake pedal opening and the current speed and power battery charged State (State of Charge, SOC) to determine whether braking energy recovery at a certain moment, if you can, the vehicle controller issue related to the motor controller instructions, recycling



part of the braking energy, improve energy utilization efficiency.

7.CONCLUSION

Pure electric vehicle controller as the core component of the vehicle control system, the moving car, driving moment control, optimization and control of braking energy, the energy of the vehicle management, the CAN network maintenance and management, fault diagnosis and treatment, the vehicle condition monitoring functions such as the implementation of the degree plays a key role. This paper firstly introduces the composition of pure electric vehicle control network, and using distributed control system is determined, and then through the vehicle controller schematic overview of its system structure, and then describes in detail the working principle of the vehicle controller, finally put forward the vehicle controller can realize the function, as to provide theoretical basis for the further research and development and performance evaluation.

REFERENCES

- [1] Q.Chen,F.SunandJ.Zhu,“Modernelect ricvehicletechnology”,BeijingInstitute ofTechnology press,(2002), pp. 1-3.
- [2] Y.Zhang,“Pureelectricvehiclepowertr aincontrolsystemresearch”,DoctoralDi ssertationofShanghaiJiaoTongUnivers ity,vol.1-3,(2008),pp.42-45.
- [3] L.Wang,“Keytechnologiesanddevelop mentprospectsofelectricvehicle”,Rese archon automobileindustry,no.8,(2009),pp.12 -15.
- [4] L.Wang,“Powerofpureelectricbusasse mblycontrolstrategy”,Masterdegreeth esisofJilin University, (2009), pp. 1-2.
- [5] R.Wan,“Studyonthestrategyofbussche dulingandvehiclecontrolindistributedc ontrol systemofelectricvehicle”,TianjinUniv ersitydoctoralthesestudies,(2004),pp.7 4-77.
- [6] J.Zhang,“Controllerofpureelectricpass engervehicle.Masterdegreethesis”,Jili n:Jilin University, (2008).
- [7] Y.Cheng,S.Cui,L.SongandC.C.Chan,“ Thestudyoftheoperationmodesandcont rol strategiesofanadvancedelectromechani calconverterforautomobiles”,IEEETra ns.Magn.,vol. 43,no.1,(2007)January,pp.430-433.
- [8] V.H.Johnson,K.B.WipkeandD.J.Raus en,“HEVcontrolstrategyforreal- timeoptimization of fuel economy and emissions”, SAE Paper,(2000)-01.
- [9] Q.Yan,“Hybridelectricvehiclere search anddevelopmentofcontrollerassembly ”,Huanan: Schoolofmechanicalandautomotiveen gineeringHunanUniversity,(2007).